

BOOK REVIEW

Title: Fundamentals of Biostatistics
Authors: Dr. Irfan Ali Khan, Dr. Aditya Khanum and Dr. Shiba Khan (Additional Collaborative Author)
Publisher: Ukaaz Publications, Hyderabad, Telangana State, India
Edition: Revised Fifth Edition
Year: 2018
Pages: 878 + XXVI

Reviewed by:
Dr. Ajit Kumar Thakur
Assistant Professor of Pharmacology
School of Pharmaceutical Sciences
Delhi Pharmaceutical Sciences and
Research University
New Delhi - 110 017



I would like to thank Professor Raman Dang, Editor, APTI Bulletin, published by APTI, Bangalore and Registrar, Delhi Pharmaceutical Sciences and Research University (DPSRU), New Delhi, India, for giving me this opportunity for reviewing the book entitled “**Fundamentals of Biostatistics**” authored by Dr. Irfan Ali Khan, Dr. Aditya Khanum and Dr. Shiba Khan (Additional Collaborative Author).

Biostatistics is considered as the subject of applied mathematics whose application is broad in the field of Life Sciences and provides tools for collecting, organizing, presenting, analyzing and interpreting the numerical data. Khan *et al.* (2018) have nicely presented this book that covers all the topics which are relevant to application of statistics in Basic Sciences, Agricultural Sciences, Pharmaceutical Sciences and Medical Sciences. This book comprehensively covers the contents and outline of new PCI Syllabus of B. Pharm. with the course name “Biostatistics and Research Methodology” of Semester VIII. Apart from this, book nicely covered the PCI syllabus of M. Pharm. with course name “Research Methodology and Biostatistics” (Common for all specializations of M. Pharm. Semester II). This book will also be more useful for the of Ph.D. Scholars of Pharmaceutical Sciences, especially involved in Pharmacological Research.

This revised edition contains 20 systemic chapters. Each chapter is full of theoretical discussion, mathematical equations and explanations of the biostatistical terminology. Besides this, each chapter of this book contains examples and illustrative problems with their descriptive solution and some chapters also contains review exercises to understand the fundamental concept and principles very clearly.

Remarkably, all the chapters in this revised edition are very informative. Particularly, five new chapters will work as filler for the gap of knowledge. The Chapter 2, “Data Collection and Treatment” contains the basic concept of data collection, classification and tabulation which will definitely construct good foundation for the beginners in biostatistics. Chapter 14, “Estimation Theory and Hypothesis Testing” covers the concept of estimation theory, hypothesis testing and the importance of standard error generally encountered by research scholars. Chapters 15 and 16 are also helpful in understanding the test of significance for large and small samples. In my opinion, the new Chapter 18, “Nonparametric Tests” is needful for understanding the analysis of data which are generally small in size and useful in preclinical studies/pharmacological research of new drugs and development of novel pharmaceutical formulations. Authors have also nicely explained the basic concepts, assumption, choice and use of nonparametric tests along with 13 suitable examples, 17 illustrative problems and 41 review exercises in the Chapter 18.

Overall, the book provides wonderful compilation of an interesting and useful reading material for Biostatistics and understanding the fundamentals of Biostatistics. I recommend this book to the students, research scholars and faculty members from the field of Basic Sciences, Agricultural Sciences, Pharmaceutical Sciences and Medical Sciences. This book will also be very useful for industry persons and lifetime learners. Hope, this book will cater to the academic need of the students and also rank them well in competitive examinations. I congratulate the authors for coming up with such a restructured and systematically arranged chapters in the revised fifth edition book entitled “Fundamentals of Biostatistics”.

Contents

Preface to the fifth revised edition	vi
Acknowledgements	ix
Preface to the first edition	x
1. INTRODUCTION	1
2. DATA COLLECTION AND TREATMENT	5
2.1 Introduction	5
2.2 Significant digits and rounding off numbers	6
2.2.1 Introduction	6
2.2.2 Significant digits	8

2.2.2.1	Method	8
2.2.2.2	Rules for counting significant digits	9
2.2.2.3	More about travelling zeroes	9
2.2.2.4	More about significant digits	10
2.2.3	Rounding off. . .	10
2.2.3.1	Rounding off numbers	11
2.2.3.2	Rules of rounding off numbers	11
2.2.3.3	Computations with rounding off numbers	12
2.2.3.4	Effect of mathematical operations	16
2.3	Data collection	16
2.3.1	Introduction	16
2.3.2	Types of statistical data	19
2.3.2.1	Methods of collecting primary data	19
2.3.2.2	Methods of collecting secondary data	20
2.3.3	Sources of collection of data	20
2.3.4	Tools of collection of data	21
2.3.5	Methods of collection of data	22
2.3.6	Measurements of statistical data	23
2.3.6.1	Introduction	23
2.4	Classification and tabulation	24
2.4.1	Introduction	24
2.4.2	Classification	25
2.4.2.1	Types of classification	25
2.4.3	Tabulation	26
2.4.3.1	Types of tables	28
3.	SAMPLING TECHNIQUES	31
3.1	Introduction	31
3.2	Size of the sample	33
3.2.1	Determination of sample size	34
3.3	Methods of sampling	34
3.3.1	Random sampling methods	34
3.3.1.1	Random sampling	34
3.3.1.2	Stratified sampling	37
3.3.1.3	Systematic sampling	38
3.3.1.4	Cluster sampling	39
3.3.2	Non-random sampling methods	39
3.3.2.1	Judgement, purposive or deliberate sampling	39
3.3.2.2	Convenience sampling	40
3.3.2.3	Quota sampling	40
3.4	Choice of sampling methods	40
3.5	Sampling and non-sampling errors	41

3.5.1	Sampling errors	41
3.5.2	Measurement of sampling errors	42
3.5.3	Non-sampling errors	42
4.	DIAGRAMMATIC REPRESENTATION OF DATA	43
4.1	Introduction	43
4.2	Representation of data	50
4.2.1	Line diagram	51
4.2.2	One-dimensional diagram or bar diagram	52
4.2.2.1	Simple bar diagram	53
4.2.2.2	Divided bar diagram	53
4.2.2.3	Percentage divided bar diagram	54
4.2.2.4	Multiple bar diagram	55
4.2.3	Two-dimensional diagrams	57
4.2.4	Pie diagram	57
4.2.5	Three-dimensional diagrams	59
4.3	Significance of diagrammatic representation	60
4.4	Limitations of diagrammatic representation	61
4.5	Illustrative problems	61
4.6	Review exercises	65
5.	GRAPHIC REPRESENTATION OF DATA	71
5.1	Introduction	71
5.2	Graphic representation of data	76
5.2.1	Histogram	76
5.3	Graphs of frequency distributions	80
5.3.1	Frequency polygon	80
5.3.2	Frequency curve	82
5.3.3	Cumulative frequency curve or ogive	83
5.4	Significance of graphic representation	86
5.5	Limitations of graphic representation	86
5.6	Illustrative problems	87
5.7	Review exercises	91
6.	MEASURES OF CENTRAL TENDENCY	100
6.1	Introduction	100
6.2	Arithmetic mean	103
6.2.1	Introduction	103
6.2.2	Calculation of simple arithmetic mean	103
6.2.2.1	Calculation of simple arithmetic mean in a series of individual observations	103
6.2.2.2	Calculation of simple arithmetic mean in a discrete series	106
6.2.2.3	Calculation of simple arithmetic mean in a continuous series	108
6.2.2.4	Calculation of simple arithmetic mean in series having open-end classes	111
6.2.3	Merits and demerits of arithmetic mean	111

6.3	Weighted arithmetic mean	112
6.3.1	Introduction	112
6.4	Median	116
6.4.1	Introduction	116
6.4.2	Calculation of median	117
6.4.2.1	Calculation of median in a series of individual observations	117
6.4.2.2	Calculation of median in a discrete series	119
6.4.2.3	Calculation of median in a continuous series	120
6.4.2.4	Calculation of median in unequal class-intervals	121
6.4.2.5	Calculation of median in open-end classes	122
6.4.2.6	Graphic location of median	123
6.4.3	Merits and demerits of median	125
6.5	Mode	126
6.5.1	Introduction	126
6.5.2	Calculation of mode	128
6.5.2.1	Calculation of mode in a series of individual observations	128
6.5.2.2	Calculation of mode in a discrete series	129
6.5.2.3	Calculation of mode in a continuous series	130
6.5.2.4	Calculation of mode in unequal class-intervals	132
6.5.2.5	Graphic location of mode	133
6.5.3	Merits and demerits of mode	135
6.6	Geometric mean	137
6.6.1	Introduction	137
6.6.2	Calculation of geometric mean	138
6.6.2.1	Calculation of geometric mean in a series of individual observations	138
6.6.2.2	Calculation of geometric mean in a discrete series	140
6.6.2.3	Calculation of geometric mean in a continuous series	140
6.6.3	Merits and demerits of geometric mean	141
6.7	Harmonic mean	142
6.7.1	Introduction	142
6.7.2	Calculation of harmonic mean	143
6.7.2.1	Calculation of harmonic mean in a series of individual observations	143
6.7.2.2	Calculation of harmonic mean in a discrete series	144
6.7.2.3	Calculation of harmonic mean in a continuous series	145
6.7.3	Merits and demerits of harmonic mean	146
6.8	Illustrative problems	147
6.9	Review exercises	163
7.	MEASURES OF DISPERSION	170
7.1	Introduction	170
7.2	Dispersion	170
7.3	Methods of measuring dispersion	173

7.3.1	Range	174
7.3.1.1	Characteristics of range	174
7.3.1.2	Coefficient of range	174
7.3.2	Mean deviation or average deviation	176
7.3.2.1	Coefficient of mean deviation	178
7.3.2.2	Calculation of mean deviation	178
7.3.3	Variance and standard deviation	182
7.3.3.1	Variance	182
7.3.3.2	Standard deviation	184
7.3.3.3	Calculation of standard deviation	186
7.3.3.4	Coefficient of variation	193
7.4	Illustrative problems	196
7.5	Review exercises	210
8.	MEASURES OF SKEWNESS, MOMENTS AND KURTOSIS	216
8.1	Introduction	216
8.2	Skewness	216
8.2.1	Test of skewness	218
8.2.2	Measures of skewness	219
8.2.3	Karl Pearson's coefficient of skewness	220
8.3	Moments	223
8.3.1	Introduction	223
8.3.2	Central moments	223
8.4	Kurtosis	225
8.4.1	Measures of kurtosis	226
8.5	Illustrative problems	227
8.6	Review exercises	237
9.	BASIC CONCEPTS OF PROBABILITY	240
9.1	Introduction	240
9.1.1	History of probability	241
9.2	Probability	241
9.2.1	Classical or 'a priori' probability	244
9.2.2	Relative frequency theory of probability	245
9.2.3	Subjective theory of probability	246
9.2.4	Axiomatic approach to probability	246
9.3	Importance of the concept of probability	247
9.4	Basic terminology	247
9.5	Theorems of probability	256
9.5.1	Addition rule	256
9.5.1.1	Addition rule for mutually exclusive events	256
9.5.1.2	Addition rule when events are not mutually exclusive	256
9.5.2	Multiplication rule	257

9.5.2.1	Multiplication rule for independent events	257
9.5.2.2	Multiplication rule for dependent events	258
9.5.3	Bayes' rule	259
9.6	Further concepts in probability	261
9.6.1	Introduction	261
9.6.2	Probability with the independent events	264
9.6.2.1	Marginal probability	265
9.6.2.2	Joint probability	265
9.6.2.3	Conditional probability	269
9.6.3	Probability with the dependent events	269
9.6.3.1	Conditional probability	272
9.6.3.2	Joint probability	274
9.6.3.3	Marginal probability	274
9.7	Probability applications	275
9.8	Illustrative problems	280
9.9	Review exercises	291
10.	THEORETICAL PROBABILITY DISTRIBUTIONS	296
10.1	Introduction	296
10.2	Binomial distribution	297
10.2.1	Assumptions of Binomial distribution	300
10.2.2	Importance of the Binomial distribution	301
10.2.3	Properties of Binomial distribution	301
10.3	Poisson distribution	303
10.3.1	Characteristics of Poisson distribution	306
10.3.2	Applications of Poisson distribution	306
10.3.3	Binomial approximation to Poisson distribution	307
10.3.4	Fitting of a Poisson distribution	307
10.3.5	Constants of the Poisson distribution	309
10.4	Normal distribution	310
10.4.1	Standard Normal distribution	311
10.4.2	Importance of the Normal distribution	312
10.4.3	Properties of Normal distribution	313
10.4.4	Relationship among various distributions	314
10.4.5	Constants of the Normal distribution	315
10.4.6	Normal distribution curves	315
10.4.7	Area under Normal distribution	316
10.4.8	Standard Normal curve	317
10.4.9	Conditions for the Normal curve	317
10.4.10	Determining the suitability of the Normal curve	318
10.4.11	Computing Normal curve probabilities	318

10.5	Illustrative problems	319
10.6	Review exercises	329
11.	CORRELATION ANALYSIS	333
11.1	Introduction	333
11.2	Correlation analysis	334
11.2.1	General uses of correlation	336
11.2.2	Correlation and causation	336
11.3	Simple correlation	337
11.4	Types of correlation	338
11.4.1	Positive or negative correlation	338
11.4.2	Simple, partial and multiple correlation	339
11.4.3	Linear and non-linear correlation	339
11.5	Methods of studying correlation	339
11.5.1	Graphic methods	340
11.5.1.1	Scatter diagram method	340
11.5.1.2	Graphic method	343
11.5.2	Mathematical methods	344
11.5.2.1	Karl Pearsons's correlation coefficient	344
11.5.2.2	Spearman's rank correlation coefficient	353
11.6	Partial correlation analysis	357
11.6.1	Partial correlation coefficient	357
11.6.1.1	Partial correlation coefficient in three variables	358
11.6.1.2	Partial correlation coefficient in four variables	359
11.6.1.3	Computation of the coefficients of partial correlation	360
11.7	Illustrative problems	362
11.8	Review exercises	374
12.	REGRESSION ANALYSIS	380
12.1	Introduction	380
12.2	Difference between correlation and regression	381
12.3	Application of regression analysis	382
12.4	Uses of regression analysis	382
12.5	Significance of regression analysis	383
12.6	Kinds of regression analysis	383
12.6.1	Simple and multiple regression analysis	384
12.6.2	Total and partial regression analysis	384
12.6.3	Linear and non-linear regression analysis	384
12.7	Methods of studying regression	385
12.7.1	Graphic method	385
12.7.1.1	Regression Lines	387
12.7.2	Algebraic method	388
12.7.2.1	Regression equations	388

12.7.2.2	Regression coefficients	390
12.7.2.3	Significance test for regression coefficient	391
12.7.2.4	Fitting of regression equations by the method of least squares	394
12.8	Prediction from the regression equation	395
12.9	Standard error of the estimate	396
12.10	Multiple regression analysis	397
12.10.1	Multiple regression equations: Two independent variables	398
12.10.2	Multiple regression equations: Three independent variables	401
12.11	Uses of multiple regression	402
12.12	Assumptions and cautions in the uses of multiple regression	402
12.13	Illustrative problems	403
12.14	Review exercises	417
13.	CHI-SQUARE TEST	420
13.1	Introduction	420
13.1.1	Definition and explanation	420
13.1.2	Levels of significance	422
13.1.3	Degrees of freedom (d.f.)	422
13.1.4	Form of chi-square distribution	424
13.1.4.1	Properties of chi-square distribution	425
13.1.4.2	Constants of chi-square distribution	425
13.1.5	Characteristics of chi-square test	426
13.1.6	Assumptions for validity of chi-square test	426
13.2	Applications of chi-square test	426
13.2.1	Chi-square test as a test of goodness of fit	426
13.2.1.1	Fitting the Binomial distribution and testing the goodness of fit	430
13.2.1.2	Fitting the Poisson distribution and testing the goodness of fit	431
13.2.1.3	Fitting the Normal distribution and testing the goodness of fit	433
13.2.2	Chi-square test as a test of independence	436
13.2.3	Chi-square test as a test of homogeneity	439
13.2.4	Chi-square test as a test to detect linkage	441
13.3	Illustrative problems	444
13.4	Review exercises	475
14.	ESTIMATION THEORY AND HYPOTHESIS TESTING	487
14.1	Introduction	487
14.2	Estimation theory or statistical estimation	488
14.2.1	Point estimation	488
14.2.2	Interval estimate	488
14.2.3	Criteria of a good estimator	489
14.3	Confidence intervals	490
14.3.1	Confidence interval of the mean	490
14.4	Estimation of confidence limits of population mean	491

14.5	Confidence limits for the population parameters	492
14.6	Hypothesis testing	493
14.6.1	Sampling distribution and standard error	493
14.6.2	Difference between standard deviation and standard error	494
14.6.3	Difference between parameter and statistic	494
14.7	Statistical importance of standard error	494
14.7.1	Significance of difference in means and proportions	495
14.7.1.1	Standard error of mean	495
14.7.1.2	Standard error of proportion	497
14.7.1.3	Standard error of difference between two means	498
14.7.1.4	Standard error of difference between two proportions	500
15.	TEST OF SIGNIFICANCE: LARGE SAMPLES	503
15.1	Introduction	503
15.2	Hypothesis testing	504
15.3	Tests of significance for attributes	509
15.3.1	Tests for number of successes	510
15.3.2	Tests for proportion of successes	512
15.3.2.1	Characteristics of the sampling distribution of proportions	512
15.3.3	Tests for difference between proportions	514
15.4	Tests for significance of variables	516
15.4.1	Test of significance of mean	518
15.4.2	Test of significance of difference between two means	522
15.5	Illustrative problems	526
15.6	Test of significance of difference between two standard deviations	532
15.7	Review exercises	535
16.	TEST OF SIGNIFICANCE: SMALL SAMPLES	539
16.1	Introduction	539
16.1.1	Brief history	541
16.1.2	Explanation	543
16.1.3	Statistical analysis	544
16.1.4	General procedure of t-test	546
16.1.5	Comparison of means	547
16.1.6	Determining type	548
16.2	Student's t-distribution	549
16.2.1	Student's t-distribution and normal distribution	550
16.3	Properties of t-distribution	552
16.4	Uses of t-distribution	553
16.5	Assumptions of student's t-test	554
16.6	Significance of t-test	555
16.7	Applications of t-distribution	556
16.7.1	The t-test for single mean	556

16.7.2	The t-test for different means	558
16.7.2.1	Independent samples	559
16.7.2.2	Dependent samples	564
16.7.2.3	Comparison of means of two samples by least significance difference (LSD) test	569
16.7.2.4	The t-test for correlation coefficient	570
16.8	Variance ratio test: F-test	576
16.8.1	F-test and its applications	578
16.8.1.1	Testing the equality of population variances	579
16.8.1.2	Testing the significance of an observed correlation ratio	580
16.8.1.3	Testing the significance of an observed multiple correlation coefficient	581
16.8.1.4	Testing the non-linearity of regression	582
16.8.1.5	Testing the significance of a regression function	583
16.9	Illustrative problems	584
16.10	Review exercises	598
17.	ANALYSIS OF VARIANCE	607
17.1	Introduction	607
17.2	Assumptions in analysis of variance	608
17.3	Techniques of analysis of variance	609
17.3.1	Analysis of variance in one-way classification (one-factor analysis)	610
17.3.1.1	The F-analysis by coding method	615
17.3.1.2	The F-analysis by missing data formula technique	617
17.3.1.3	Testing for significant differences between individual pair of means	618
17.3.2	Analysis of variance in two-way classification (two-factor analysis)	621
17.4	Illustrative problems	624
17.5	Review exercises	635
18.	NONPARAMETRIC TESTS	643
18.1	Introduction	643
18.1.1	History and development	644
18.1.2	Brief summary of tests and their concepts	644
18.2	Assumptions : Parametric and nonparametric tests	645
18.3	Differences between parametric and nonparametric tests	646
18.4	Correspondence between parametric and nonparametric tests	646
18.5	Choice between parametric and nonparametric tests	647
18.6	Uses of nonparametric tests and their drawbacks	647
18.7	How to set a hypothesis in nonparametric tests	647
18.8	Advantages and disadvantages of nonparametric tests	648
18.9	Types of nonparametric tests	649
18.9.1	The sign test	649
18.9.1.1	The one sample sign test	651
18.9.1.2	The two sample sign test (Paired-sign test)	652
18.9.2	The Wilcoxon signed rank test	657

18.9.3	The Wilcoxon signed rank sum test	661
18.9.4	The Mann-Whitney U test	664
18.9.5	The Kruskal-Wallis H test	668
18.9.6	The Friedman test	672
18.10	Illustrative problems	674
18.11	Review exercises	693
19.	STATISTICAL QUALITY CONTROL	701
19.1	Introduction	701
19.1.1	Meaning and definition	702
19.1.2	Brief history	703
19.1.3	Advantages	703
19.2	Types and causes of variation	704
19.2.1	Chance causes	704
19.2.2	Assignable causes	705
19.3	Types of quality control	705
19.3.1	Process control	706
19.3.2	Product control	706
19.4	Techniques used	706
19.5	Control charts	707
19.5.1	Control limits	709
19.5.2	Advantages of the use of a control chart	709
19.6	Types of control chart	709
19.6.1	Control charts for variables	710
19.6.1.1	Mean chart (\bar{X} -chart)	710
19.6.1.2	Control chart for range (R-chart)	713
19.6.1.3	Control charts for standard deviation (s or σ -chart)	716
19.7	Control charts for attributes	721
19.7.1	Control chart for fraction defective, <i>i.e.</i> , p-chart	722
19.7.2	Control chart for number of defective (np - chart)	724
19.7.3	Control chart for number of defects per unit (c-chart)	725
19.8	Acceptance sampling	727
19.8.1	Introduction	727
19.8.2	Meaning and technique	727
19.8.3	Sampling techniques	727
19.9	Acceptance sampling plans	727
19.10	Sampling plans	729
19.10.1	Types of sampling plans	729
19.10.1.1	Single sampling plan	729
19.10.1.2	Double sampling plan	730
19.10.1.3	Sequential sampling plan	731

19.11	Operating characteristics curve or O.C. curve	732
19.12	Review exercises	734
20.	DESIGN OF EXPERIMENTS	737
20.1	Introduction	738
20.2	Basic concepts of experimental design	739
20.3	Basic principles of experimental design	740
20.3.1	Replication	741
20.3.2	Randomization	742
20.3.3	Local control	743
20.3.4	Uniformity trial	744
20.3.5	Error control	744
	20.3.5.1 Selection of experimental material	744
	20.3.5.2 Size and shape of experimental units	745
	20.3.5.3 Maximum curvature method	745
	20.3.5.4 Fairfield Smith's variance law	746
20.4	Experimental designs	746
20.4.1	Completely randomized design (CRD)	748
	20.4.1.1 Advantages and disadvantages of CRD	748
	20.4.1.2 Layout of CRD	749
	20.4.1.3 Analysis of variance	750
20.4.2	Randomized complete block design (RCBD)	755
	20.4.2.1 Advantages and disadvantages of RCBD	756
	20.4.2.2 Layout of RCBD	756
	20.4.2.3 Analysis of variance	757
	20.4.2.4 Missing observations in RCBD	760
	20.4.2.5 Missing plot technique in RCBD	761
20.4.3	Latin square design (LSD)	764
	20.4.3.1 Advantages and disadvantages of LSD	765
	20.4.3.2 Layout of LSD	765
	20.4.3.3 Analysis of variance	767
20.4.4	Factorial experiments	774
	20.4.4.1 Advantages and disadvantages of factorial experiment	775
	20.4.4.2 The 2^2 factorial experiment	775
	20.4.4.3 Layout and analysis of variance	777
	20.4.4.4 Yates' method of computing factorial effect totals	779
20.4.5	Confounding	786
	20.4.5.1 The principle of confounding	787
	20.4.5.2 The 2^3 -factorial experiment with complete confounding	787
	20.4.5.3 The 2^3 -factorial experiment with partial confounding	793
	20.4.5.4 The 2^4 -factorial experiment	799
	20.4.5.5 The 2^5 -factorial experiment	800

20.4.5.6	The 2 ⁶ factorial experiment	800
20.4.5.7	The 3 ⁿ -experiment	801
20.4.5.8	The 3 ² -experiment	801
20.4.5.9	The 3 ³ -experiment	806
20.4.5.10	The 3 ³ -experiment in blocks of 9 plots each	808
20.4.5.11	Complete confounding in a 3 ³ -experiment using blocks of 9 plots each	809
20.4.5.12	Partial confounding in a 3 ³ -experiment using 4 replications of three blocks each	809
20.4.5.13	Fractional factorial design	810
20.4.6	Split-plot and strip-plot designs	816
20.4.6.1	Split-plot design	816
20.4.6.1.1	Advantages and disadvantages of split-plot design	817
20.4.6.1.2	Randomization and layout	817
20.4.6.1.3	Analysis of variance	818
20.4.6.2	Strip-plot design	824
20.4.6.2.1	Randomization and layout	824
20.4.6.2.2	Analysis of variance	825
ANNEXURES : TABLES (1 - 25)		835
AUTHOR INDEX		862
SUBJECT INDEX		868

Dr. Irfan Ali Khan
UKAAZ PUBLICATIONS
 16-11-511/D/408, Shalivahana Nagar,
 Moosarambagh, Hyderabad-500036, Telangana State, India
 Tel. : 040-24547392, 040-65704477, 9246509453, E-mail: ukaaz@yahoo.com
For any query or order, contact : Dr. Irfan Ali Khan
40% Discount for Institutions, Distributors and Individuals

International Conference



WOCMAP VI




6th World Congress on Medicinal and Aromatic Plants
May 1-5, 2019 - Swandor Hotels, Antalya - TURKEY
www.wocmap2019.org

6th World Congress on Medicinal and Aromatic Plants for Human and Animal Welfare (WOCMAP VI)



Conference Centre and
Exhibition halls for herbal fair/EXPO



topics



May 1-5, 2019
WOCMAP VI
6th World Congress on Medicinal and Aromatic Plants


- **Biodiversity prospecting and ethnopharmacology** Ben-Erik van Wyk, Thomas Efferth
- **Herbal products for animal health and nutrition (HERBAN)** Kobus Eloff, Chlodwig Franz
- **Cultivation, collection, breeding and sustainability of MAPs** Johannes Novak, Akos Mathe
- **Production, phytochemistry, adulteration, quality control of phytomedicines, phytocosmetics, essential oils, natural volatiles and spices**-Yoshinori Asakawa, Umesh Patil
- **Botany, taxonomy, nomenclature and history of MAPs**-- Ali A. Dönmez, Alain Touwaide
- **Industrial processing of MAPs** Atta-ur-Rahman, M. Iqbal Choudhary
- **Therapeutical aspects, safety and efficacy, clinical trials of MAPs** Gerhard Buchbauer
- **Nutraceuticals, functional foods, novel foods and dietary supplements** Stefan Gafner, Mark Blumenthal
- **Marketing and trade of MAPs** Denzil Phillips
- **Laws and regulations, pharmacopoeial standards of MAPs** Gerhard Franz
- **Technology, biotechnology and innovations of MAPs** Mahmoud A. ElSohly
- **Traditional health systems, ethnomedicines** Dean Guo, Alvaro Viljoen
- **Marine natural products** Anake Kijjoa, D. Tasdemir
- **Other topics related to MAPs** Salvador Canigueral, Umesh Patil

IMPORTANT DATES

Abstract submission deadline: 15 September 2018
Acceptance Letters: 15 October 2018
Early bird registration: 1 November 2018



May 1-5, 2019
WOCMAP VI
6th World Congress on Medicinal and Aromatic Plants



Peer reviewed ABSTRACTS will be published in *Phytomedicine* (Elsevier)



We look forward to meeting you on
1-5 May 2019 in Antalya, Turkey.

Thank you

International Conferences



The 5th International Mediterranean Symposium on Medicinal and Aromatic Plants : April 24-26, 2019

The 5th International Symposium on Pharmaceutical and Biomedical Sciences : April 26-28, 2019

INVITATION OF MESMAP-5 AND ISPBS-5

Medicinal and Aromatic Plants (MAPs) have growing interest throughout the world. These plants are also well-known as Non-wood Forest Products (NWFP). From nature to standardized products, all these plants and their products are of interest of a number of sectors. Thus, their market size has gradually increased. By huge development in this sector, scientific researches for supporting ethnobotanical heritage and investigating novel information. Governmental regulations for conservation biodiversity and protecting public health and private sector efforts to get a share from the market is increasing. Non-Governmental Organizations (NGOs) are working all the related areas for biodiversity conservation, sustainable use of natural resources, encourage for their cultivation, awareness of public for muggers and to encourage for multidisciplinary actions of all related sectors for human welfare. Thus, scientific-based organizations are important forums to bring together all the stakeholders in the MAP and/or NWFP sectors.

In this context, many, international symposia and meetings have been organized in order to share novel scientific data and solve the problems throughout the world. MESMAP symposium is one the most important scientific meeting with huge participants from all over the world. The first MESMAP meeting was organized in 2013 and four more successful symposia have been organised up to now. MESMAP symposia hosted more than 1500 participants from 60 different countries in earlier four meetings. Despite of the fact that the title of the International symposium contains "Mediterranean", these big events welcome the participants from all climates on the world. We had many official and private sponsorships from Turkey and abroad. For example, **AMAPMED**-Mediterranean Association of Medicinal and Aromatic Plants, **AMAPSEEC**-East European Association of Medicinal and Aromatic Plants, **APTI**- Association of Pharmaceutical Teachers of India, **THY-Turkish Airlines**, Ministry of Food, Agriculture and Livestock, Ministry of Forestry and Water Affairs. After these symposia, selected papers were published in SPECIAL ISSUES in Industrial Crops and Products (ELSEVIER), Indian Journal of Pharmaceutical Education and Research (IJPER) THOMSON ISI-Indexed Journals. **Annals of Phytomedicine: An International Journal (ESCI)**, Journal of Pharmaceutical Research (JPR), International Journal of Agriculture, Environment and Food Sciences (JAEFS) and Current Perspectives on Medicinal and Aromatic Plants (CUPMAP).

The Fifth Mediterranean International Symposium on Medicinal and Aromatic Plants (**MESMAP-5**) will be organized at Dilek Kaya Hotel and Burcu Kaya Hotel in Ürgüp (**Cappadocia**), Nevşehir, Turkey, in **April 24-28, 2019**. MESMAP-5 scientific program covers all related aspects of MAPs and NWFPs such as agriculture and forestry, botany, ethnobotany, herbal medicines, plant biotechnology, phytopharmacology, pharmacognosy, plant biology, phytochemistry, and aromatherapy.

However, MESMAP-5 participants can also participate in "**The 5th International Symposium on Pharmaceutical and Biomedical Sciences (ISPBS-5)**" as joint meeting. ISPBS symposium was first organized in Japan with Turkish and Japanese Universities' Scientific Collaborations in 2016 and the first name of the symposium was JATUSPAB (Japan-Turkey International Symposium on Pharmaceutical and Biomedical Sciences). Because of the huge response from different countries, the International Organizing Committee have decided to change the name of this symposium as "International Symposium on Pharmaceutical and Biomedical Sciences".

Selected papers will be evaluated for publication in some international journals like **Annals of Phytomedicine: An International Journal (ESCI)**, Journal of Pharmaceutical Research (JPR), International Journal of Agriculture, Environment and Food Sciences (JAEFS) and Current Perspectives on Medicinal and Aromatic Plants (CUPMAP). Symposium details are given at www.mesmap.com

Now, we are proud of organizing these scientifically accepted big two events, **MESMAP-5 and ISPBS-5**, as a joint meeting at one of "**the most extraordinary natural and historical wonders in the world; CAPPADOCIA, TURKEY**".

SYMPOSIUM TOPICS FOR MESMAP-5

- Agricultural Practices of MAPs
- Aromatherapy, Phytotherapy and Phytochemistry
- Biology, Biochemistry and Biotechnology
- Biodiversity
- Botany, Ethnobotany and Ethnopharmacology
- Conservation, Management and Sustainable Uses of MAPs and NWFPs
- Essential Oils and Secondary Plant Metabolites
- Herbal and Traditional Medicines
- Industrial Processing Technologies of MAPs
- Legislations on MAPs and NWFPs
- Literature on MAPS
- Marketing of MAPs and Products
- Natural Cosmetics
- Non-Governmental and Non-Profit Organizations (NGO and NPO) on MAPs
- Standardization and Quality of MAP Products
- Traditional and Modern Herbal Products
- Pharmacognosy
- Phytopharmacology and Toxicology

SYMPOSIUM TOPICS FOR ISPBS-5

- AIDS/HIV Research
- Antiretroviral Therapy (ART)
- Aromatherapy, Phytotherapy and Phytochemistry
- Biology, Biochemistry and Biotechnology
- Biodiversity
- Biosensors and Bioelectronics
- Botany, Ethnobotany and Ethnopharmacology
- Conservation, Management and Sustainable Uses of MAPs and NWFPs
- Design and Discovery of Novel Biologically Active Compounds
- Drug Delivery System
- Essential Oils and Secondary Plant Metabolites
- Herbal and Traditional Medicines
- Industrial Processing Technologies of MAPs
- Legislations on MAPs and NWFPs
- Literature on MAPS
- Marketing of MAPs and Products
- Bioorganic Medicinal Chemistry
- Molecular Cancer Therapeutics
- Molecular Modeling and Simulations
- Natural Cosmetics
- Non-Governmental and Non-Profit Organizations (NGO and NPO) on MAP

- Photodynamic Therapy
- Retroviruses
- Standardization and Quality of MAP Products
- Traditional and Modern Herbal Products
- Pharmacognosy
- Phytopharmacology and Toxicology
- Structural Biology

To be in Cappadocia, in the best season in Cappadocia, for this distinguished scientific event will be an amazing experience for you and good memories to take back your home. We would like to wish you all the best and are already looking forward to meeting you in Cappadocia, Turkey, in 2019 spring.

All the best,

Professor NAZIM SEKEROGLU, Ph.D
Chairman of MESMAP Symposiums
President of AMAPMED
General Coordinator of GOFMAP
www.nazimsekeroglu.com

Dean of Agricultural Faculty

Professor on Medicinal and Aromatic Plants
Food Engineering Department
Faculty of Engineering and Architecture
Kilis 7 Aralik University-79000,
Kilis-TURKEY

Phone : +90 3488142667/F:+90 3488142669

Cell : +90 5324015512

E-mail : nsekeroglu@gmail.com

f : [https://tr-tr.facebook.com/public/Naz%
C4%B1m-%C5%9Eekero%C4%9Flu](https://tr-tr.facebook.com/public/Naz%C4%B1m-%C5%9Eekero%C4%9Flu)

t : <https://mobile.twitter.com/nazimsekeroglu>

in : <https://tr.linkedin.com/in/nazim-sekeroglu-17957628>

RG : https://www.researchgate.net/profile/Nazim_Sekeroglu

International Conference

Main Topics

- Clinical research: Pharmacokinetics, pharmacodynamics, pharmaco-genomics and pharmacovigilance.
- Recent strategies in drug synthesis and analysis.
- Biotechnology: molecular, genomics and proteomics, bioinformatics, industrial biotechnology.
- Nanotechnology based drug delivery systems.
- Advances in Botanical Drugs discovery and separation.
- Clinical and forensic Toxicology.
- Novel Drugs used in Chest Diseases.
- Novel Drugs used in treatment of hepatobiliary diseases.
- Novel Drugs used in GIT Diseases.
- Novel Drugs Used in nephrology.
- New Strategies for Cancer Treatment.
- Advances in Treatment of Diabetes.
- Novel Drugs used in cardiology.
- Advances in pediatrics.

Scope

The main aim of the conference is to create distinguished links among the researchers in the Pharmaceutical Sciences from universities, pharma-ceutical industry and hospitals.

NB. submitted abstracts should be in all pharmaceutical research areas.



First International Pharmaceutical Sciences Conference

"Drug Development: From Benchside To Bedside"

Menoufia, Egypt,
August, 11th – 12th, 2018

Organized by
Faculty of Pharmacy
Under the Auspice of

Prof. Meawad M. Elkholy
President of Menoufia University
Honorary President

Prof. Ahmed F. Elkased
Vice President of Menoufia University
For Postgraduate Studies and Research


Prof. Wafaa A. Zahran
Dean of Faculty of Pharmacy

Dr. Hytham M. Ahmed
Secretary General and Vice Dean for
Postgraduate Studies and Research

Menoufia University

Menoufia University (MU) was founded in 1976. It started with four faculties with nearly 9500 students, 214 staff members and 372 assisting members. It has steadily and remarkably developed to be one of the largest universities in Egypt. Today the university includes 22 faculties & institutes with about 80000 students and 3500 teaching staff members. The university had two campuses. The main campus is located in Shebin EL-koum, the capital of Menoufia Governorate, which is 75 Km north of Cairo. The other branch was located in Sadat City, 60 Km from Shebin EL-koum, & 90 Km from Cairo.

This branch is now separated as an independent University called "Sadat city University"



Registration Fees

Egyptians

Registration type:	Early 30/6/2018	Late 30/6/2018
Academic	350 LE	450 LE
Non-academic	100 LE	150 LE
Student	100 LE	150 LE
Accompanying - Person	50 LE	50 LE

Money deposit at:

Central bank of Egypt
Account number: (9/450/87937/4)

Non-Egyptian

Registration type:	Early 30/6/2018	Late 30/6/2018
Participant	\$200	\$250
Student	\$100	\$150
Accompanying-person	\$50	\$100

Money deposit at:

Arab African international bank
Account number: (6 003364021)
Consolidated Treasury Account
(4/082/7754/46)

- The registration fees cover the scientific meeting, lunches, closing banquet, excursions, providing transportation

Please complete the application form

<https://bit.ly/2pVLRSG>

and send back the scanned payment receipt to
Secretary General

Dr. Hytham M. Ahmed
Secretary General and Vice Dean for Postgraduate
Studies & Research

BY e-mail
pharmacy_conferences@menoufia.edu.eg

before
1st August 2018

For more information:

Mobile: 002 01004844589
002 01028725866

Website:

www.menoufia.edu.eg/pharm/Conference/festalHome/en

*Venue: Menoufia University Hotel

NB. There will be a free transportation from Cairo / Alexandria / Tanta / Mansoura through university buses to the conference.

International Conference

WORLD CONGRESS ON AGRICULTURE, PLANT SCIENCE AND GENOMICS

Event to be held at the following time, date, and location:

Friday, November 23, 2018 at 10:00 a.m.

- to -

Saturday, November 24, 2018 at 6:00 PM (Indochina Time Thailand Time)

AVANI Atrium

1880 New Petchaburi Rd, Khwaeng Bang Kapi, Khet Huai Khwang, 10310, Thailand

Bangkok-10310, Thailand



Dear Dr.

We are pleased to invite you to attend for the "World Congress on Plant Science and Genomics", which is being organized during November 23-24, 2018 at Bangkok, Thailand.

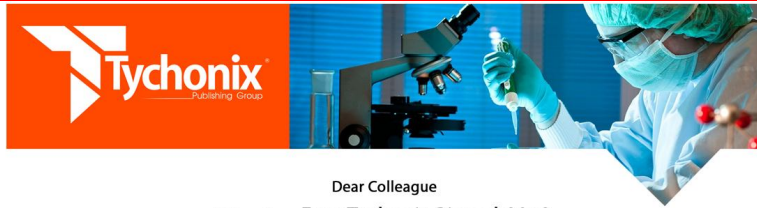
Plant Science Congress 2018 will lay a platform for making a good network with researchers and scholars from both academia and industry from all six continents and aims to accelerate scientific discoveries and major milestones in Plant Science and Genomics with a theme "Unfolding Scientific Research on Plant Genomics".

For more details visit link: [Plant Science Congress 2018](#)

We appreciate your time and look forward to hearing from you at the earliest.

With Regards,
kate Magnus | Program Manager
Plant Science Congress 2018

International Conference



Dear Colleague

Wishes from Euro Tychonix Biotech2018,

On behalf of Advisory Committee It's a great honor for me to Invite you as a Speaker

International Colloquiums on Biotechnology & Biomedical Engineering

On: November 14th – 16th | Venue: Rome, Italy

For More Information & Scientific Sessions kindly follow

<http://tychonixinternational.org/biotech/>

For further queries kindly feel free to ask I will be happy to assist you waiting for your reply

Email : colloquiums@tychonix.org

Respectfully,
Tychonix Group
+91 8886 431 401, +1(657)333-0760



Tychonix Biotech 2018

Welcome to the International Colloquium on Biotechnology and Biomedical Engineering which is scheduled to be held from 14th – 16th November 2018 in Rome, Italy., Tychonix Biotech 2018 will address a range of critically important areas and new research in relation to Biotechnology and Biomedical.

World Congress on Biotechnology plans to create a global platform to Researchers, delegates, scientists, experts, scholars, sponsors, and graduates from all over the globe to consider how we can utilize novel trends and innovations in Biotechnology & Biomedical to meet the global challenges.

We invite you to join us at Biotechnology Conference for presentations, symposia, lectures and workshops. We assure you that you will gain a professionally rewarding experience by converse with other researchers from other institutions.

We look forward to meeting you in Rome, Italy!!!

International Colloquium on
Biotechnology and
Biomedical Engineering
Rome , Italy from Nov 14th to 16th



<https://tychonixinternational.org/biotech/colloquiums@tychonix.org>
discover@tychonixpublishinggroup.org

+91 - 8886 431 401, +1(657)333-0760



M S Swaminathan
Indian Father of Green Revolution
Founder Chairman - M S Swaminathan Research Foundation
Third Cross Street, Taramani Institutional Area
Chennai - 600 113

LIST OF BOOKS AUTHORED/EDITED : UKAAZ PUBLICATIONS

Series 1: Biostatistics

1. **FUNDAMENTALS OF BIostatISTICS: Fifth Revised Edition**
ISBN 81-900441-0-9: 2018, Pages XXIV + 878 Crown Size Rs.650/-
 2. **BIostatISTICS FOR PHARMACY**
ISBN 81-88279-45-5: 2007, Pages VIII + 456 Crown Size Rs.270/-
 3. **BIostatISTICS METHODS IN AGRICULTURE, BIOLOGY AND MEDICINE**
ISBN 81-88279-49-8: 2007, Pages XXVI + 635 Crown Size Rs.370/-
- Series 2: Medicinal and Aromatic Plants**
4. **ROLE OF BIOTECHNOLOGY IN MEDICINAL AND AROMATIC PLANTS: VOLUME-1**
ISBN 81-900441-3-3 YEAR : 1998 HARDBOUND PAGES: VIII + 319 CROWN SIZE Rs. 750/-
 5. **ROLE OF BIOTECHNOLOGY IN MEDICINAL AND AROMATIC PLANTS: VOLUME-2**
ISBN 81-900441-9-2 YEAR : 1999 HARDBOUND PAGES: VIII + 510 CROWN SIZE Rs. 1250/-
 6. **ROLE OF BIOTECHNOLOGY IN MEDICINAL AND AROMATIC PLANTS: VOLUME-3**
ISBN 81-900441-7-6 YEAR : 2000 HARDBOUND PAGES: VIII + 393 CROWN SIZE Rs. 1050/-
 7. **ROLE OF BIOTECHNOLOGY IN MEDICINAL AND AROMATIC PLANTS: VOLUME-4**
ISBN 81-900441-5-X YEAR : 2000 HARDBOUND PAGES: VIII + 320 CROWN SIZE Rs. 1050/-
 8. **ROLE OF BIOTECHNOLOGY IN MEDICINAL AND AROMATIC PLANTS: VOLUME-5**
ISBN 81-900441-6-8 YEAR : 2002 HARDBOUND PAGES: VIII + 233 CROWN SIZE Rs. 950/-
 9. **ROLE OF BIOTECHNOLOGY IN MEDICINAL AND AROMATIC PLANTS: VOLUME-6**
ISBN 81-900441-00-5 YEAR : 2002 HARDBOUND PAGES: VIII + 288 CROWN SIZE Rs. 1050/-
 10. **ROLE OF BIOTECHNOLOGY IN MEDICINAL AND AROMATIC PLANTS: VOLUME-7**
ISBN 81-88279-07-2 YEAR : 2003 HARDBOUND PAGES: VIII + 285 CROWN SIZE Rs. 1050/-
 11. **ROLE OF BIOTECHNOLOGY IN MEDICINAL AND AROMATIC PLANTS: VOLUME-8**
ISBN 81-88279-08-9 YEAR : 2003 HARDBOUND PAGES: VIII + 269 CROWN SIZE Rs. 1050/-
 12. **ROLE OF BIOTECHNOLOGY IN MEDICINAL AND AROMATIC PLANTS: VOLUME-9**
ISBN 81-88279-09-9 YEAR : 2003 HARDBOUND PAGES: VIII + 277 CROWN SIZE Rs. 1050/-
 13. **ROLE OF BIOTECHNOLOGY IN MEDICINAL AND AROMATIC PLANTS: VOLUME-10**
ISBN 81-88279-11-0 YEAR : 2004 HARDBOUND PAGES: VIII + 286 CROWN SIZE Rs. 1050/-
 14. **ROLE OF BIOTECHNOLOGY IN MEDICINAL AND AROMATIC PLANTS: VOLUME-11**
ISBN 81-88279-14-5 YEAR : 2004 HARDBOUND PAGES: VIII + 295 CROWN SIZE Rs. 1050/-
 15. **ROLE OF BIOTECHNOLOGY IN MEDICINAL AND AROMATIC PLANTS: VOLUME-12**
ISBN 81-88279-16-1 YEAR : 2004 HARDBOUND PAGES: VIII + 300 CROWN SIZE Rs. 1050/-
 16. **ROLE OF BIOTECHNOLOGY IN MEDICINAL AND AROMATIC PLANTS: VOLUME-13**
ISBN 81-88279-26-9 YEAR : 2005 HARDBOUND PAGES: VIII + 295 CROWN SIZE Rs. 1050/-
 17. **ROLE OF BIOTECHNOLOGY IN MEDICINAL AND AROMATIC PLANTS: VOLUME-14**
ISBN 81-88279-38-2 YEAR : 2006 HARDBOUND PAGES: VIII + 320 CROWN SIZE Rs. 1050/-
 18. **ROLE OF BIOTECHNOLOGY IN MEDICINAL AND AROMATIC PLANTS: VOLUME-15**
ISBN 81-88279-39-0 YEAR : 2007 HARDBOUND PAGES: VIII + 304 CROWN SIZE Rs. 1050/-

19. **ROLE OF BIOTECHNOLOGY IN MEDICINAL AND AROMATIC PLANTS: VOLUME-16**
ISBN 81-88279-40-4 YEAR : 2007 HARDBOUND PAGES: VIII + 287 CROWN SIZE Rs. 1050/-
20. **ROLE OF BIOTECHNOLOGY IN MEDICINAL AND AROMATIC PLANTS: VOLUME-17**
ISBN 81-88279-41-2 YEAR : 2007 HARDBOUND PAGES: VIII + 286 CROWN SIZE Rs. 1050/-
21. **ROLE OF BIOTECHNOLOGY IN MEDICINAL AND AROMATIC PLANTS: VOLUME-18**
ISBN 81-88279-48-X YEAR : 2007 HARDBOUND PAGES: VIII + 295 CROWN SIZE Rs. 1050/-
22. **ROLE OF BIOTECHNOLOGY IN MEDICINAL AND AROMATIC PLANTS: VOLUME-19**
ISBN 81-88279-52-8 YEAR : 2008 HARDBOUND PAGES: VIII + 286 CROWN SIZE Rs. 1050/-
23. **ROLE OF BIOTECHNOLOGY IN MEDICINAL AND AROMATIC PLANTS: VOLUME-20**
ISBN 81-88279-53-6 YEAR : 2008 HARDBOUND PAGES: VIII + 311 CROWN SIZE Rs. 1050/-
24. **ROLE OF BIOTECHNOLOGY IN MEDICINAL AND AROMATIC PLANTS: VOLUME-21**
ISBN 81-88279-58-7 YEAR : 2009 HARDBOUND PAGES: VIII + 296 CROWN SIZE Rs. 1050/-
25. **ROLE OF BIOTECHNOLOGY IN MEDICINAL AND AROMATIC PLANTS: VOLUME-22**
ISBN 81-88279-60-9 YEAR : 2009 HARDBOUND PAGES: VIII + 319 CROWN SIZE Rs. 1050/-
26. **MEDICINAL AND AROMATIC PLANTS OF INDIA**
ISBN 81-88279-24-2 YEAR : 2005 HARDBOUND PAGES: VIII + 295 DEMI SIZE Rs. 650/-

Series 3: Bioinformatics

27. **EMERGING TRENDS IN BIOINFORMATICS**
ISBN 81-900441-4-1 YEAR : 2002 HARDBOUND PAGES: VIII + 297 CROWN SIZE Rs. 950/-
28. **FUNDAMENTALS OF BIOINFORMATICS**
ISBN 81-88279-06-4 YEAR : 2003 HARDBOUND PAGES: VIII + 229 CROWN SIZE Rs. 950/-
29. **ESSENTIALS OF BIOINFORMATICS**
ISBN 81-88279-12-9 YEAR : 2003 HARDBOUND PAGES: VIII + 279 CROWN SIZE Rs. 950/-
30. **RECENT ADVANCES IN BIOINFORMATICS**
ISBN 81-88279-02-1 YEAR : 2003 HARDBOUND PAGES: VIII + 350 CROWN SIZE Rs. 950/-
31. **INTRODUCTORY BIOINFORMATICS**
ISBN 81-88279-13-7 YEAR : 2004 HARDBOUND PAGES: VIII + 348 CROWN SIZE Rs. 650/-
32. **BASIC CONCEPTS OF BIOINFORMATICS**
ISBN 81-88279-01-3 YEAR : 2005 HARDBOUND PAGES: VIII + 303 CROWN SIZE Rs. 850/-
33. **BIOINFORMATICS (1)**
ISBN 81-88279-62-5 YEAR : 2010 PAPERBACK PAGES: XVI + 352 CROWN SIZE Rs. 245/-
34. **BIOINFORMATICS (2)**
ISBN 81-88279-63-3 YEAR : 2010 PAPERBACK PAGES: XVI + 359 CROWN SIZE Rs. 245/-
35. **BIOINFORMATICS (3)**
ISBN 81-88279-64-1 YEAR : 2010 PAPERBACK PAGES: XVI + 367 CROWN SIZE Rs. 245/-
36. **BIOINFORMATICS (4)**
ISBN 81-88279-65-X YEAR : 2010 PAPERBACK PAGES: XVI + 408 CROWN SIZE Rs. 270/-
37. **COMPUTER APPLICATIONS IN PHARMACEUTICAL SCIENCES**
ISBN 81-88279-68-4 YEAR : 2010 PAPERBACK PAGES: XXIV + 499 CROWN SIZE Rs. 270/-
38. **FUNDAMENTALS OF INFORMATION TECHNOLOGY: THEORY AND PRACTICALS**
ISBN 81-88279-61-7 YEAR : 2009 PAPERBACK PAGES: XVI + 494 CROWN SIZE Rs. 270/-

Series 4: Herbal Medicine for Human Diseases

39. **HERBAL MEDICINE FOR HUMAN DISEASES: VOLUME-I**
ISBN 81-88279-22-6 YEAR : 2005 HARDBOUND PAGES: VIII + 332 CROWN
SIZE Rs. 950/-
40. **HERBAL MEDICINE FOR HUMAN DISEASES: VOLUME-II**
ISBN 81-88279-25-0 YEAR : 2005 HARDBOUND PAGES: VIII + 279 CROWN
SIZE Rs. 950/-
41. **HERBAL MEDICINE FOR HUMAN DISEASES: VOLUME-III**
ISBN 81-88279-42-0 YEAR : 2007 HARDBOUND PAGES: VIII + 304 CROWN
SIZE Rs. 950/-
42. **HERBAL MEDICINE FOR HUMAN DISEASES: VOLUME-IV**
ISBN 81-88279-55-2 YEAR : 2008 HARDBOUND PAGES: VIII + 296 CROWN
SIZE Rs. 950/-

Series 5: Herbal Therapy for Diabetes

43. **HERBAL THERAPY FOR DIABETES: VOLUME-I**
ISBN 81-88279-21-8 YEAR : 2005 HARDBOUND PAGES: VIII + 318 CROWN
SIZE Rs. 950/-
44. **MODERN AND ALTERNATIVE MEDICINE FOR DIABETES**
ISBN 81-88279-27-7 YEAR : 2005 HARDBOUND PAGES: VIII + 288 CROWN
SIZE Rs. 950/-
45. **ANTIDIABETIC PLANTS OF INDIA**
ISBN 81-88279-03-X YEAR : 2005 HARDBOUND PAGES: VIII + 265 DEMI
SIZE Rs. 650/-

Series 6: Ethnomedicine

46. **ETHNOMEDICINE AND HUMAN WELFARE: VOLUME-I**
ISBN 81-88279-15-3 YEAR : 2004 HARDBOUND PAGES: VIII + 318 CROWN
SIZE Rs. 850/-
47. **ETHNOMEDICINE AND HUMAN WELFARE: VOLUME-II**
ISBN 81-88279-17-X YEAR : 2005 HARDBOUND PAGES: VIII + 310 CROWN
SIZE Rs. 850/-
48. **ETHNOMEDICINE AND HUMAN WELFARE: VOLUME-III**
ISBN 81-88279-18-8 YEAR : 2005 HARDBOUND PAGES: VIII + 305 CROWN
SIZE Rs. 850/-
49. **ETHNOMEDICINE AND HUMAN WELFARE: VOLUME-IV**
ISBN 81-88279-29-3 YEAR : 2005 HARDBOUND PAGES: VIII + 291 CROWN
SIZE Rs. 850/-

Series 7: Herbal Therapy for Different Human Diseases

50. **HERBAL THERAPY FOR HUMAN DISEASES**
ISBN 81-88279-28-5 YEAR : 2007 HARDBOUND PAGES: VIII + 237 DEMI
SIZE Rs. 350/-
51. **HERBAL THERAPY FOR AIDS**
ISBN 81-88279-47-1 YEAR : 2007 HARDBOUND PAGES: VIII + 348 DEMI
SIZE Rs. 350/-
52. **HERBAL THERAPY FOR DIABETES**
ISBN 81-88279-46-3 YEAR : 2007 HARDBOUND PAGES: VIII + 430 DEMI
SIZE Rs. 350/-
53. **HERBAL THERAPY FOR ASTHAMA**
ISBN 81-88279-50-1 YEAR : 2008 HARDBOUND PAGES: VIII + 416 DEMI
SIZE Rs. 600/-
54. **HERBAL THERAPY FOR CANCER**
ISBN 81-88279-54-4 YEAR : 2008 HARDBOUND PAGES: VIII + 417 DEMI
SIZE Rs. 650/-
55. **HERBAL THERAPY FOR ARTHRITIS**
ISBN 81-88279-51-X YEAR : 2008 HARDBOUND PAGES: VIII + 462 DEMI
SIZE Rs. 650/-
56. **HERBAL THERAPY FOR AGEING**
ISBN 81-88279-58-7 YEAR : 2009 HARDBOUND PAGES: VIII + 248 DEMI
SIZE Rs. 450/-
57. **HERBAL THERAPY FOR DIARRHOEA AND DYSENTERY**
ISBN 81-88279-56-0 YEAR : 2009 HARDBOUND PAGES: VIII + 162 DEMI
SIZE Rs. 450/-
58. **HERBAL THERAPY FOR SKIN AFFLICTIONS**
ISBN 81-88279-59-5 YEAR : 2009 HARDBOUND PAGES: VIII + 304 DEMI
SIZE Rs. 450/-

Series 8: Biotechnology

59. **BIOTECHNOLOGY IN THE WELFARE OF MANKIND: VOLUME-I**
ISBN 81-88279-28-5 YEAR : 2005 HARDBOUND PAGES: VIII + 286 CROWN
SIZE Rs. 650/-

ISBN 81-88279-28-5 YEAR : 2005 PAPERBACK PAGES: VIII + 286 CROWN
SIZE Rs. 300/-

60. **BIOTECHNOLOGY IN THE WELFARE OF MANKIND: VOLUME-II**
ISBN 81-88279-23-4 YEAR : 2005 HARDBOUND PAGES: VIII + 288 CROWN
SIZE Rs. 650/-
- ISBN 81-88279-23-4 YEAR : 2005 PAPERBACK PAGES: VIII + 288 CROWN
SIZE Rs. 300/-
61. **MEDICAL BIOTECHNOLOGY**
ISBN 81-88279-31-5 YEAR : 2006 HARDBOUND PAGES: VIII + 340 DEMI
SIZE Rs. 650/-
- ISBN 81-88279-31-5 YEAR : 2006 PAPERBACK PAGES: VIII + 340 DEMI
SIZE Rs. 300/-
62. **BASIC CONCEPTS OF BIOTECHNOLOGY**
ISBN 81-88279-33-1 YEAR : 2006 PAPERBACK PAGES: VIII + 292 DEMI
SIZE Rs. 295/-
63. **ESSENTIALS OF BIOTECHNOLOGY**
ISBN 81-88279-32-3 YEAR : 2006 PAPERBACK PAGES: VIII + 299 DEMI
SIZE Rs. 295/-
64. **ADVANCES IN BIOTECHNOLOGY**
ISBN 81-88279-34-X YEAR : 2006 PAPERBACK PAGES: VIII + 298 DEMI
SIZE Rs. 295/-
65. **MODERN CONCEPTS IN BIOTECHNOLOGY**
ISBN 81-88279-36-6 YEAR : 2006 PAPERBACK PAGES: VIII + 289 DEMI
SIZE Rs. 295/-
66. **EMERGING TRENDS IN BIOTECHNOLOGY**
ISBN 81-88279-35-8 YEAR : 2006 PAPERBACK PAGES: VIII + 290 DEMI
SIZE Rs. 295/-
67. **NEW FRONTIERS IN BIOTECHNOLOGY**
ISBN 81-88279-37-4 YEAR : 2006 PAPERBACK PAGES: VIII + 290 DEMI
SIZE Rs. 295/-

Series 9: Molecular Genetics

68. **FUNDAMENTALS OF BIOTECHNOLOGY, FORENSIC SCIENCE AND
GENETIC ENGINEERING**
ISBN 81-88279-04-8 YEAR : 2004 HARDBOUND PAGES: VIII + 390 CROWN
SIZE Rs. 500/-
69. **FUNDAMENTALS OF MOLECULAR BIOLOGY, GENETIC
ENGINEERING AND BIOTECHNOLOGY**
ISBN 81-88279-10-2 YEAR : 2004 HARDBOUND PAGES: VIII + 365 CROWN
SIZE Rs. 500/-
70. **FUNDAMENTALS OF GENE, GENOMICS AND GENETIC
ENGINEERING**
ISBN 81-88279-05-6 YEAR : 2004 HARDBOUND PAGES: VIII + 465 CROWN
SIZE Rs. 650/-

Series 10: Limnology

71. **LIMNOLOGY IN THE INDIAN SUBCONTINENT**
ISBN 81-88279-19-6 YEAR : 2005 HARDBOUND PAGES: XVI + 327 DEMI
SIZE Rs. 750/-
- ISBN 81-88279-19-6 YEAR : 2005 PAPERBACK PAGES: XVI + 327 DEMI
SIZE Rs. 350/-

Series 11: Fruits, Vegetables and Spices

72. **LEAFY VEGETABLES**
ISBN 81-88279-20-X YEAR : 2005 PAPERBACK PAGES: IV + 177 DEMI
SIZE Rs. 250/-
73. **PHARMACEUTICAL WEALTH OF FRUITS, VEGETABLES AND SPICES**
ISBN 81-88279-44-7 YEAR : 2007 HARDBOUND PAGES: VIII + 266 DEMI
SIZE Rs. 350/-

Series 12: General Books

74. **GENETIC IMPROVEMENT OF OILSEED CROPS**
ISBN 81-900441-1-7 YEAR : 1996 HARDBOUND PAGES: VIII + 374 DEMI
SIZE Rs. 500/-
75. **ROLE OF BIOTECHNOLOGY IN PULSE CROPS**
ISBN 81-900441-2-5 YEAR : 1996 HARDBOUND PAGES: VIII + 223 DEMI
SIZE Rs. 400/-
76. **GENETICS AND BREEDING STRATEGIES IN THE IMPROVEMENT OF
PULSE CROPS**
ISBN 81-900441-3-3 YEAR : 1998 HARDBOUND PAGES: VIII + 353 DEMI
SIZE Rs. 450/-
77. **FRONTIERS IN PLANT SCIENCE**
YEAR : 1997 HARDBOUND PAGES: VIII + 1043 CROWN SIZE Rs. 950/-